





AXLE SCALE



[WIRELESS OPTION AVAILABLE]

SPECIFICATIONS	
MODEL:	OP-923-84: 84"x30": 60,000 lb x 10 lb
SIZE:	OP-923-144: 144"x30": 60,000 lb x 10 lb
CAPACITY	
PLATFORM HEIGHT	5.75"
RAMP LENGTH	24"
POWER	AC/DC, Built-in rechargeable battery (100 hrs)
OPTIONAL	   

PRODUCT OVERVIEW

Optima Scale's OP-923 axle scales are used by law enforcement agencies, trucking companies, militaries, scrap yards, waste transfer stations and other transport businesses for quick, effective and dependable gathering of axle, group and gross vehicle weight. The ruggedness and modular design make them ideal for locations where large permanent scale installations are not feasible. The axle scale is typically sold in pairs, and sometimes in multiples. They can be used with ramps for above ground installations or flush with concrete for a pit-installed permanent application.

STANDARD FEATURES

- Large Weighing Surface and Low Profile for Vehicle Weighing
- Heavy Duty Steel I-Beam Construction with Threaded Top Plate
- Four Premium Watertight Alloy Steel Nickel Plated Loadcells
- Loadcell Capacity is 2.2 times Scale Capacity for Overload Protection
- 19' Quick Connecting Cables (2) for Hostile Environments
- Can be used for both above ground or flush with ground
- Forklift portable
- Indicator Features:
 - NEMA 4X/IP67 Watertight Stainless Steel Construction Backlit LCD Display
 - Accumulation Mode to Totalize Weights
 - Built-in RS-232 Communication Port
 - Rechargeable Battery and AC Adapter
 - Tilt Adjustable Wall or Desk Mount Stand

MANUFACTURER

Optima Scale Manufacturing, Inc.
2313 E. Philadelphia St., #H, Ontario CA 91761 USA
Ph: 909-923-6759 Fax: 888-502-8997
www.optimascale.com